

Homework for Today - Thursday Feb. 23, 2017

Absent

6A Cheyanne C., Carlisle O.

6B Hayden, Paige, Parker

6C Adhanna, Alyssa N, Emma, Seth, Travis

Science - Continue in Cell chapter pages 37-41

Test on ~~Thursday~~ Thu. Mar. 2

Social Studies - Go over Outline (6-3). Collect worksheet Guided Reading 6-3

Test on March 1 Wednesday

Reading - Independent Reading time

Hyperbole Notes and Activity

English/Language Arts - Peer Review of Rough Draft
HW: 20 minutes of Reading
STUDY for Figurative Language Quiz Tomorrow!

3rd Box on Response →

Math - Journal - Simplify fractions

Lesson 4 - Ratio Tables pgs 39-42

ICA - equivalent Ratios







HW pg 43 & 44
1-10

Other -

HYPERBOLE MAKEOVER

DIRECTIONS

1. Cut out the interactive shape. Cut along the solid lines.
2. Fold along the dotted lines.
3. Add glue under the words "Hyperbole Makeover."
4. Glue the shape to the other "Hyperbole Makeover" worksheet.

<p>BEFORE</p> <p>The house is big.</p> 	<p>HYPERBOLE Makeover</p>	<p>BEFORE</p> <p>The line was long.</p> 
<p>BEFORE</p> <p>The party was loud.</p> 		<p>BEFORE</p> <p>My room is clean.</p> 
<p>BEFORE</p> <p>The movie was boring.</p> 		<p>BEFORE</p> <p>My mom was mad.</p> 

HYPERBOLE *Makeover*

Glue the interactive shape below. Then, give each sentence a makeover by including hyperbole. Write the new, improved sentence under each flap.

AFTER

AFTER

AFTER

GLUE HERE

AFTER

AFTER

AFTER
